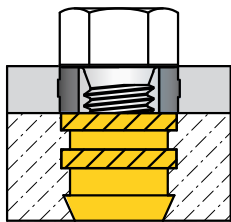


# How to Ensure Bolted Joint Integrity When Using a Compression Limiter in a Plastic Assembly

by Tara B. Meinck, Application Engineer  
SPIROL International Corporation, U.S.A.

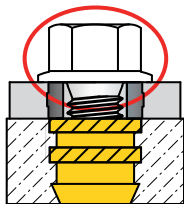
Compression Limiters are used to protect plastic components in bolted joints and maintain a threaded fastener's clamp load by eliminating plastic creep. To function properly, bearing surface beneath the bolt's head must extend over the Compression Limiter to contact the plastic component.

If this bearing surface is too small, the host component may not be retained by the bolt resulting in a poor joint (*shown at left*).

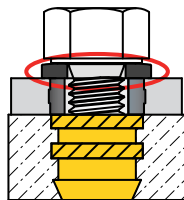


No Clamp

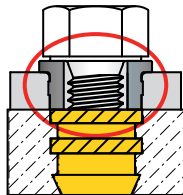
There are several methods to ensure sufficient bearing surface under the bolt's head. These include the use of a **flanged bolt**, **washer**, or **headed Compression Limiter** (*shown below*).



Flanged bolt



Washer



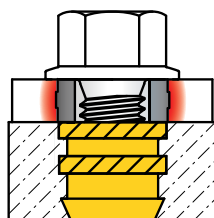
Headed  
Compression  
Limiter

The individual component cost, ease or complexity of assembly, and overall cost of each configuration influence which method is best suited for each application.

## How Much Plastic Should be Compressed?

Ideally, Compression Limiter length is equal to or slightly less than the host thickness. The amount of material compressed under the bolt's head varies depending on the application's loading and plastic properties. This area of compression must be large enough to withstand forces attempting to pull the assembly apart, yet small enough to allow sufficient plastic compression so that the Compression Limiter contacts both the bolt and the mating component (*shown below*).

Plastic compressed by bolt's bearing surface area  
(highlighted in red)



## Assembly Considerations

Several factors including speed and assembly method must be considered when determining the most cost effective solution for a specific application.

## Assembly Speed

Various fastener combinations were manually assembled to determine approximate differences in efficiency. Results are as follows:

ASSEMBLY SPEED	
Fastener Configuration	Average Speed (Seconds)
Flanged Bolt, Symmetrical Compression Limiter	1.24
Bolt, Headed Compression Limiter	1.44
Washer, Bolt, Symmetrical Compression Limiter	2.48

Assembly with a flanged bolt was the fastest, followed by that with a headed Compression Limiter, which must be oriented. As expected, the addition of a third component (the washer) significantly slowed the assembly process — requiring twice the assembly time.

## Automating Assembly

When an assembly is automated, it is imperative to ensure the design is as efficient as possible. The addition of a third component, such as a washer, may not be desirable when automating due to feeding and alignment challenges. Other common factors affecting efficiency include number of components and ease of orientation. All bolts, headed Compression Limiters, and some washers require orientation. Due to their relatively low head to outer diameter ratio and short length, headed Compression Limiters and washers are more difficult to mechanically orient than bolts. Conversely, symmetrical Compression Limiters do not need to be oriented. An assembly with a flanged bolt only requires one component's orientation while that with a headed Compression Limiter or washer requires two components be oriented.

## Design Intangibles

Use of a headed Compression Limiter or flanged bolt in serviceable assemblies may be preferable as there would be no washer that could be accidentally omitted during reassembly. These are also preferable in applications where there are multiple assembly locations and/or poor quality control.

## Individual Component Costs

Generally, fasteners are the least expensive components in an assembly. The following chart shows representative pricing for each component combination previously discussed based on an annual usage of 1 million assemblies incorporating an M6 joint.

ESTIMATED COST OF INDIVIDUAL COMPONENTS PER THOUSAND PIECES	
Component	\$USD
Washer	\$5
Bolt	\$42
Flanged Bolt	\$83
Symmetrical Compression Limiter	\$20
Headed Compression Limiter	\$100

ESTIMATED COST OF COMBINED COMPONENTS PER THOUSAND PIECES	
Fastener Configuration	\$USD
Washer, Bolt, Symmetrical Compression Limiter	\$67
Flanged Bolt, Symmetrical Compression Limiter	\$103
Bolt, Headed Compression Limiter	\$142

Relative cost differences between bolts and Compression Limiters vary depending on component supplier and bolt characteristics. Of these three potential combinations, the method with a washer, bolt, and non-headed Compression Limiter provides the *lowest component cost* for controlling bearing surface. However, as previously stated, the cost of the fastening components is often the least significant compared to the *overall cost* of the assembly.



## Overall Cost

The following shows an estimate overall cost analysis of each configuration assuming a \$50 USD/hour labor cost to assemble 1 million components:

Fastener Configuration	Component Cost Per Million (USD)	Average Assembly Speed (Seconds)	Total Cost of Assembly Per Million (USD)
Washer, Bolt, Symmetrical Compression Limiter	\$67,000	2.48	\$101,444
Flanged Bolt, Symmetrical Compression Limiter	\$103,000	1.24	\$120,222
Bolt, Headed Compression Limiter	\$142,000	1.44	\$162,000

Not captured in this analysis are the administrative costs associated with ordering, handling, and maintaining inventory of components as well as their suppliers. The addition of a third component may increase these costs. Additionally, if the assembly process is automated, the technology required to feed and orient a washer will also increase overall cost. Regardless, a flanged bolt or washer can replace a headed Compression Limiter in most applications to increase assembly efficiency and lower the overall cost of the assembly.

## Conclusion

The best method to ensure adequate bearing surface on the plastic in a bolted assembly depends on an application's requirements and limitations. A washer may be preferred in lower volume and/or non-serviced applications. In higher volume, automated, and/or serviceable applications, a non-headed Compression Limiter with a flanged bolt is the easiest to assemble and provides the lowest total cost. Both configurations with a washer or flanged bolt will provide a lower cost solution than using a headed Compression Limiter.

Although this article offers general design guidelines, it is recommended that Application Engineers who specialize in fastening and joining be consulted to ensure a properly configured joint is employed for each application.

# SPIROL®

Innovative fastening solutions.  
Lower assembly costs.

## Technical Centers

**Americas** **SPIROL International Corporation**  
30 Rock Avenue  
Danielson, Connecticut 06239 U.S.A.  
Tel. +1 860 774 8571  
Fax. +1 860 774 2048

**SPIROL Shim Division**  
321 Remington Road  
Stow, Ohio 44224 U.S.A.  
Tel. +1 330 920 3655  
Fax. +1 330 920 3659

**SPIROL Canada**  
3103 St. Etienne Boulevard  
Windsor, Ontario N8W 5B1 Canada  
Tel. +1 519 974 3334  
Fax. +1 519 974 6550

**SPIROL Mexico**  
Avenida Avante #250  
Parque Industrial Avante Apodaca  
Apodaca, N.L. 66607 Mexico  
Tel. +52 81 8385 4390  
Fax. +52 81 8385 4391

**SPIROL Brazil**  
Rua Mafalda Barnabé Soliane, 134  
Comercial Vitória Martini, Distrito Industrial  
CEP 13347-610, Indaiatuba, SP, Brazil  
Tel. +55 19 3936 2701  
Fax. +55 19 3936 7121

**Europe** **SPIROL United Kingdom**  
17 Princewood Road  
Corby, Northants  
NN17 4ET United Kingdom  
Tel: +44 (0) 1536 444800  
Fax: +44 (0) 1536 203415

**SPIROL France**  
Cité de l'Automobile ZAC Croix Blandin  
18 Rue Léna Bernstein  
51100 Reims, France  
Tel: +33 (0) 3 26 36 31 42  
Fax: +33 (0) 3 26 09 19 76

**SPIROL Germany**  
Ottostr. 4  
80333 Munich, Germany  
Tel: +49 (0) 89 4 111 905 71  
Fax: +49 (0) 89 4 111 905 72

**SPIROL Spain**  
Plantas 3 i 4  
Gran Via de Carles III, 84  
08028, Barcelona, Spain  
Tel/Fax: +34 932 71 64 28

**SPIROL Czech Republic**  
Evropská 2588 / 33a  
160 00 Prague 6-Dejvice  
Czech Republic  
Tel: +420 226 218 935

**SPIROL Poland**  
ul. Solec 38 lok. 10  
00-394, Warsaw, Poland  
Tel. +48 510 039 345

**Asia Pacific** **SPIROL Asia Headquarters**  
1st Floor, Building 22, Plot D9, District D  
No. 122 HeDan Road  
Wai Gao Qiao Free Trade Zone  
Shanghai, China 200131  
Tel: +86 (0) 21 5046-1451  
Fax: +86 (0) 21 5046-1540

**SPIROL Korea**  
16th Floor, 396 Seocho-daero,  
Seocho-gu, Seoul, 06619, South Korea  
Tel: +82 (0) 10 9429 1451

e-mail: [info@spirol.com](mailto:info@spirol.com)

**SPIROL.com**



Coiled Spring Pins




Slotted Spring Pins




Solid Pins



Alignment Dowels /  
Bushings



Spacers & Rolled  
Tubular Components



Compression  
Limiters



Threaded Inserts  
for Plastics



Railroad Nuts



Disc Springs



Precision Shims &  
Thin Metal Stampings



Precision Washers



Parts Feeding  
Technology



Pin Installation  
Technology



Insert Installation  
Technology



Compression Limiter  
Installation Technology

Please refer to [www.SPIROL.com](http://www.SPIROL.com) for current specifications and standard product offerings.

SPIROL offers complimentary Application Engineering support! We will assist on new designs as well as help resolve issues, and recommend cost savings on existing designs. Let us help by visiting **Application Engineering Services** on **SPIROL.com**.