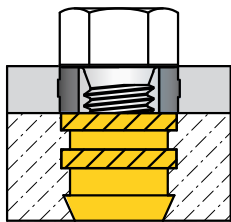


How to Ensure Bolted Joint Integrity When Using a Compression Limiter in a Plastic Assembly

by Tara B. Meinck, Application Engineer
SPIROL International Corporation, U.S.A.

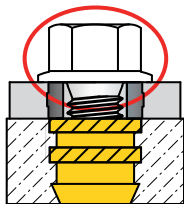
Compression Limiters are used to protect plastic components in bolted joints and maintain a threaded fastener's clamp load by eliminating plastic creep. To function properly, bearing surface beneath the bolt's head must extend over the Compression Limiter to contact the plastic component.

If this bearing surface is too small, the host component may not be retained by the bolt resulting in a poor joint (*shown at left*).

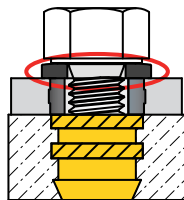


No Clamp

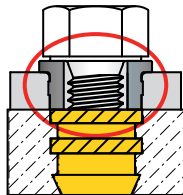
There are several methods to ensure sufficient bearing surface under the bolt's head. These include the use of a **flanged bolt**, **washer**, or **headed Compression Limiter** (*shown below*).



Flanged bolt



Washer



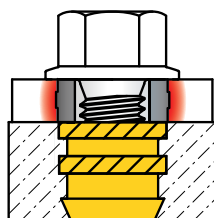
Headed
Compression
Limiter

The individual component cost, ease or complexity of assembly, and overall cost of each configuration influence which method is best suited for each application.

How Much Plastic Should be Compressed?

Ideally, Compression Limiter length is equal to or slightly less than the host thickness. The amount of material compressed under the bolt's head varies depending on the application's loading and plastic properties. This area of compression must be large enough to withstand forces attempting to pull the assembly apart, yet small enough to allow sufficient plastic compression so that the Compression Limiter contacts both the bolt and the mating component (*shown below*).

Plastic compressed by bolt's bearing surface area
(highlighted in red)



Assembly Considerations

Several factors including speed and assembly method must be considered when determining the most cost effective solution for a specific application.

Assembly Speed

Various fastener combinations were manually assembled to determine approximate differences in efficiency. Results are as follows:

ASSEMBLY SPEED	
Fastener Configuration	Average Speed (Seconds)
Flanged Bolt, Symmetrical Compression Limiter	1.24
Bolt, Headed Compression Limiter	1.44
Washer, Bolt, Symmetrical Compression Limiter	2.48

Assembly with a flanged bolt was the fastest, followed by that with a headed Compression Limiter, which must be oriented. As expected, the addition of a third component (the washer) significantly slowed the assembly process — requiring twice the assembly time.

Automating Assembly

When an assembly is automated, it is imperative to ensure the design is as efficient as possible. The addition of a third component, such as a washer, may not be desirable when automating due to feeding and alignment challenges. Other common factors affecting efficiency include number of components and ease of orientation. All bolts, headed Compression Limiters, and some washers require orientation. Due to their relatively low head to outer diameter ratio and short length, headed Compression Limiters and washers are more difficult to mechanically orient than bolts. Conversely, symmetrical Compression Limiters do not need to be oriented. An assembly with a flanged bolt only requires one component's orientation while that with a headed Compression Limiter or washer requires two components be oriented.

Design Intangibles

Use of a headed Compression Limiter or flanged bolt in serviceable assemblies may be preferable as there would be no washer that could be accidentally omitted during reassembly. These are also preferable in applications where there are multiple assembly locations and/or poor quality control.

Individual Component Costs

Generally, fasteners are the least expensive components in an assembly. The following chart shows representative pricing for each component combination previously discussed based on an annual usage of 1 million assemblies incorporating an M6 joint.

ESTIMATED COST OF INDIVIDUAL COMPONENTS PER THOUSAND PIECES	
Component	\$USD
Washer	\$5
Bolt	\$42
Flanged Bolt	\$83
Symmetrical Compression Limiter	\$20
Headed Compression Limiter	\$100

ESTIMATED COST OF COMBINED COMPONENTS PER THOUSAND PIECES	
Fastener Configuration	\$USD
Washer, Bolt, Symmetrical Compression Limiter	\$67
Flanged Bolt, Symmetrical Compression Limiter	\$103
Bolt, Headed Compression Limiter	\$142

Relative cost differences between bolts and Compression Limiters vary depending on component supplier and bolt characteristics. Of these three potential combinations, the method with a washer, bolt, and non-headed Compression Limiter provides the *lowest component cost* for controlling bearing surface. However, as previously stated, the cost of the fastening components is often the least significant compared to the *overall cost* of the assembly.



Overall Cost

The following shows an estimate overall cost analysis of each configuration assuming a \$50 USD/hour labor cost to assemble 1 million components:

Fastener Configuration	Component Cost Per Million (USD)	Average Assembly Speed (Seconds)	Total Cost of Assembly Per Million (USD)
Washer, Bolt, Symmetrical Compression Limiter	\$67,000	2.48	\$101,444
Flanged Bolt, Symmetrical Compression Limiter	\$103,000	1.24	\$120,222
Bolt, Headed Compression Limiter	\$142,000	1.44	\$162,000

Not captured in this analysis are the administrative costs associated with ordering, handling, and maintaining inventory of components as well as their suppliers. The addition of a third component may increase these costs. Additionally, if the assembly process is automated, the technology required to feed and orient a washer will also increase overall cost. Regardless, a flanged bolt or washer can replace a headed Compression Limiter in most applications to increase assembly efficiency and lower the overall cost of the assembly.

Conclusion

The best method to ensure adequate bearing surface on the plastic in a bolted assembly depends on an application's requirements and limitations. A washer may be preferred in lower volume and/or non-serviced applications. In higher volume, automated, and/or serviceable applications, a non-headed Compression Limiter with a flanged bolt is the easiest to assemble and provides the lowest total cost. Both configurations with a washer or flanged bolt will provide a lower cost solution than using a headed Compression Limiter.

Although this article offers general design guidelines, it is recommended that Application Engineers who specialize in fastening and joining be consulted to ensure a properly configured joint is employed for each application.

SPIROL®

Innovative fastening solutions.
Lower assembly costs.



Please refer to www.SPIROL.com for current specifications and standard product offerings.

SPIROL Application Engineers will review your application needs and work with you to recommend the optimum solution. One way to start the process is to visit our **Optimal Application Engineering** portal at **SPIROL.com**.

© 2017 SPIROL International Corporation

No part of this publication may be reproduced or transmitted in any form or by any means, electronically or mechanically, except as permitted by law, without written permission from SPIROL International Corporation.

Technical Centers

Americas

SPIROL International Corporation
30 Rock Avenue
Danielson, Connecticut 06239 U.S.A.
Tel. +1 860 774 8571
Fax. +1 860 774 2048

SPIROL Shim Division
321 Remington Road
Stow, Ohio 44224 U.S.A.
Tel. +1 330 920 3655
Fax. +1 330 920 3659

SPIROL Canada
3103 St. Etienne Boulevard
Windsor, Ontario N8W 5B1 Canada
Tel. +1 519 974 3334
Fax. +1 519 974 6550

SPIROL Mexico
Carretera a Laredo KM 16.5 Interior E
Col. Moisés Saenz
Apodaca, N.L. 66613 Mexico
Tel. +52 81 8385 4390
Fax. +52 81 8385 4391

SPIROL Brazil
Rua Mafalda Barnabé Soliane, 134
Comercial Vitória Martini, Distrito Industrial
CEP 13347-610, Indaiatuba, SP, Brazil
Tel. +55 19 3936 2701
Fax. +55 19 3936 7121

Europe

SPIROL France
Cité de l'Automobile ZAC Croix Blandin
18 Rue Léna Bernstein
51100 Reims, France
Tel. +33 3 26 36 31 42
Fax. +33 3 26 09 19 76

SPIROL United Kingdom
17 Princewood Road
Corby, Northants
NN17 4ET United Kingdom
Tel. +44 1536 444800
Fax. +44 1536 203415

SPIROL Germany
Ottostr. 4
80333 Munich, Germany
Tel. +49 89 4 111 905 71
Fax. +49 89 4 111 905 72

SPIROL Spain
08940 Cornellà de Llobregat
Barcelona, Spain
Tel. +34 93 193 05 32
Fax. +34 93 193 25 43

SPIROL Czech Republic
Sokola Tümy 743/16
Ostrava-Mariánské Hory 70900
Czech Republic
Tel/Fax. +420 417 537 979

SPIROL Poland
ul. M. Skłodowskiej-Curie 7E / 2
56-400, Oleśnica, Poland
Tel. +48 71 399 44 55

Asia Pacific

SPIROL Asia Headquarters
1st Floor, Building 22, Plot D9, District D
No. 122 HeDan Road
Wai Gao Qiao Free Trade Zone
Shanghai, China 200131
Tel. +86 21 5046 1451
Fax. +86 21 5046 1540

SPIROL Korea
160-5 Seokchon-Dong
Songpa-gu, Seoul, 138-844, Korea
Tel. +86 (0) 21 5046-1451
Fax. +86 (0) 21 5046-1540

e-mail: info@spirol.com

SPIROL.com